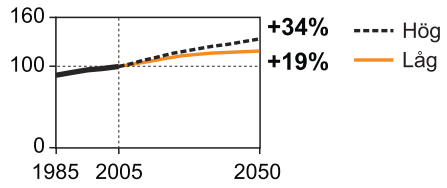


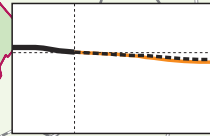
**Befolkningsutveckling 1985-2005  
samt grundantaganden till 2050**

Index: År 2005=100

Förändring 2005-2050

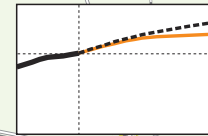


**ÖSTRA MELLANSVERIGE**



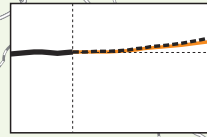
**GÄVLEBORG**

-9%  
-12%



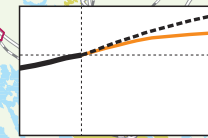
**UPPSALA**

+39%  
+24%



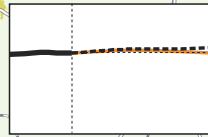
**VÄSTMANLAND**

+18%  
+13%



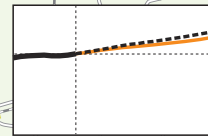
**STOCKHOLM**

+51%  
+28%



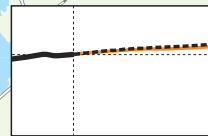
**ÖREBRO**

+6%  
±0%



**SÖDERMANLAND**

+28%  
+21%



**ÖSTERGÖTLAND**

+13%  
+10%